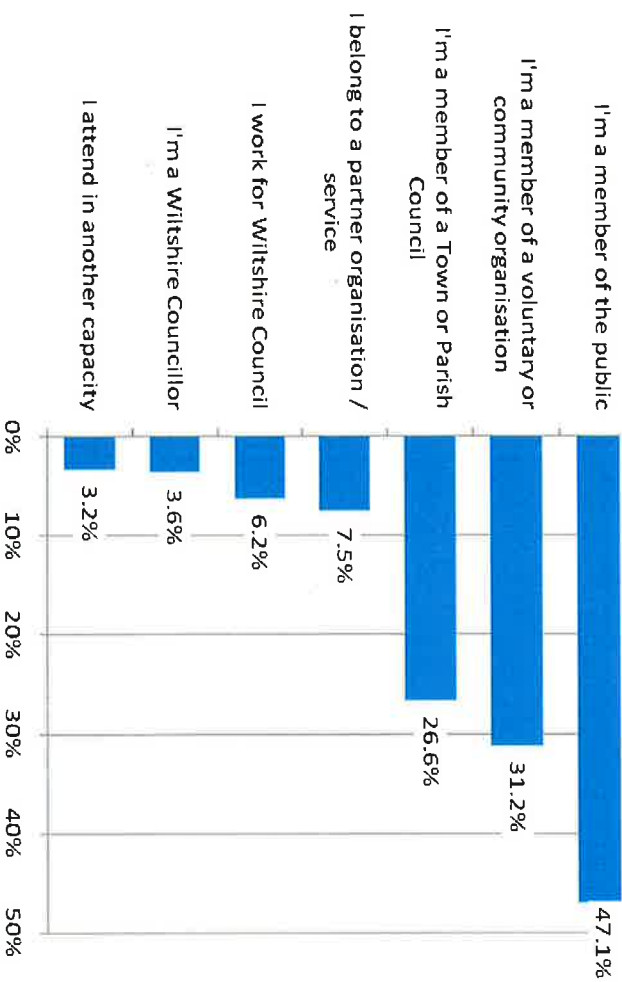


## Area Boards review, 2011: summary of survey results

1406 responses were received to an electronic survey distributed between 14<sup>th</sup> July and 7<sup>th</sup> September 2010. The number of respondents that had attended at least one Area Board meeting was 875 and this forms the base of respondents used in the following tables

### Respondents


(Base 871)



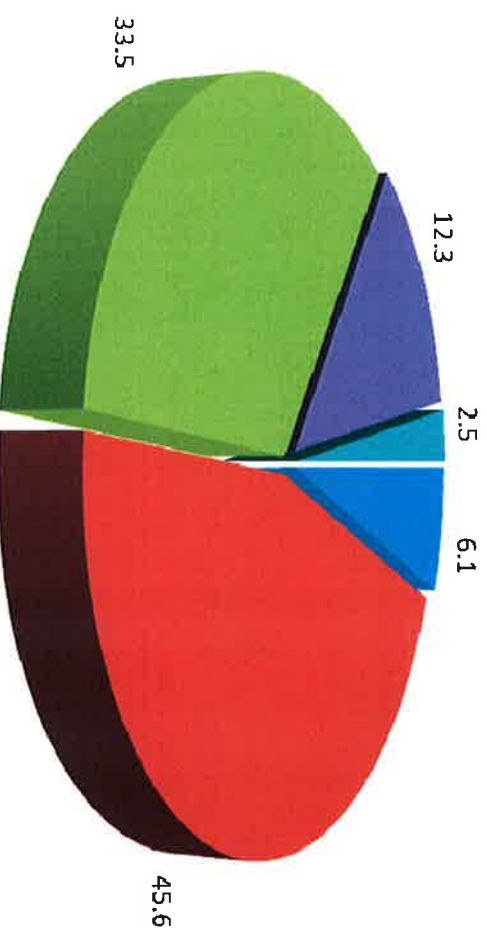
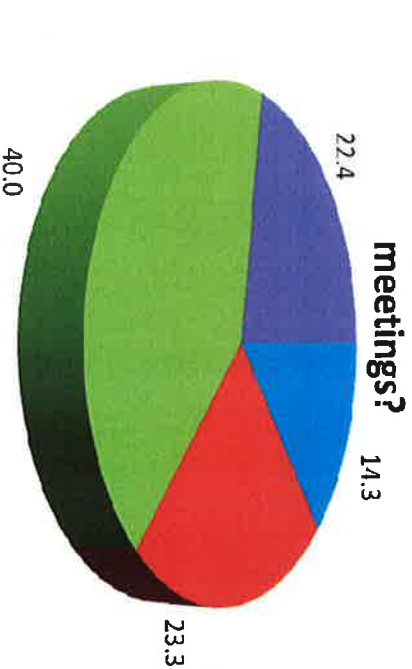
### Overall satisfaction with the Area Boards

This graph shows the views of those who have attended at least one meeting of the Area Boards. Overall 51.7% of respondents agree that the Area Boards are working well while 14.9% disagree.

**Overall the area board is working well (Base 875)**



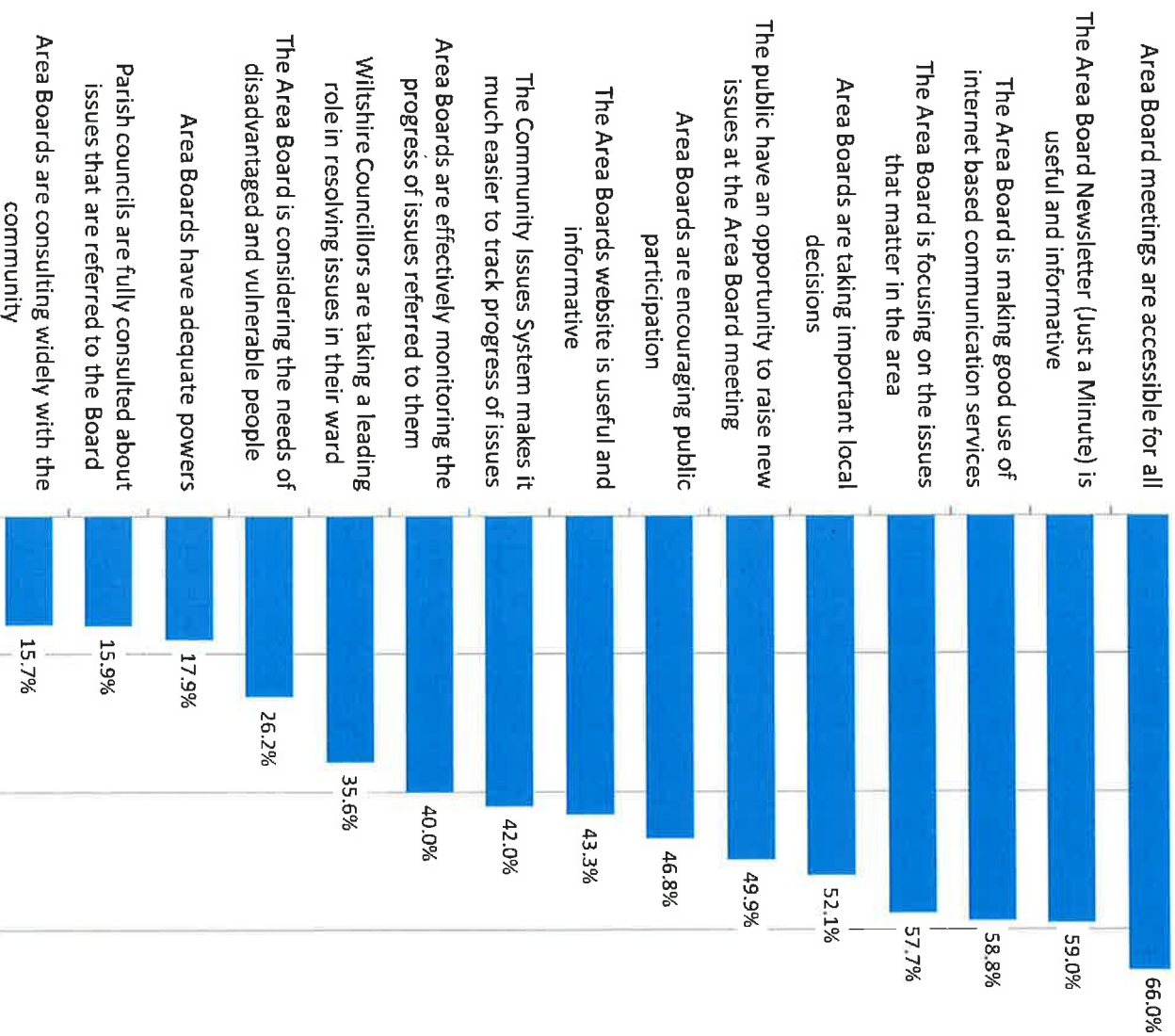
### How often do you attend Area Board meetings?



■ Strongly agree ■ Agree ■ Neither agree nor disagree ■ Disagree ■ Strongly disagree

# Operation of the Area Boards

This graph shows the views of those who have attended at least one meeting of the Area Boards. The ranking has been derived by subtracting negative scores from positive scores to achieve a 'net satisfaction' rating (Base 868)



## Operation of the Area Boards (Base 868)

	Agree	Disagree	Net agree
Area Board meetings are accessible for all	78.8%	12.8%	66.0%
The Area Board Newsletter (Just a Minute) is useful and informative	65.1%	6.0%	59.0%
The Area Board is making good use of internet based communication services	67.5%	8.8%	58.8%
The Area Board is focusing on the issues that matter in the area	68.4%	10.6%	57.7%
Area Boards are taking important local decisions	65.4%	13.3%	52.1%
The public have an opportunity to raise new issues at the Area Board meeting	67.0%	17.1%	49.9%
Area Boards are encouraging public participation	64.7%	17.9%	46.8%
The Area Boards website is useful and informative	50.9%	7.5%	43.3%
The Community Issues System makes it much easier to track progress of issues	50.2%	8.2%	42.0%
Area Boards are effectively monitoring the progress of issues referred to them	50.8%	10.8%	40.0%
Wiltshire Councillors are taking a leading role in resolving issues in their ward	52.3%	16.6%	35.6%
The Area Board is considering the needs of disadvantaged and vulnerable people	39.6%	13.4%	26.2%
Area Boards have adequate powers	39.5%	21.6%	17.9%
Parish councils are fully consulted about issues that are referred to the Board	31.9%	16.0%	15.9%
Area Boards are consulting widely with the community	42.3%	26.6%	15.7%

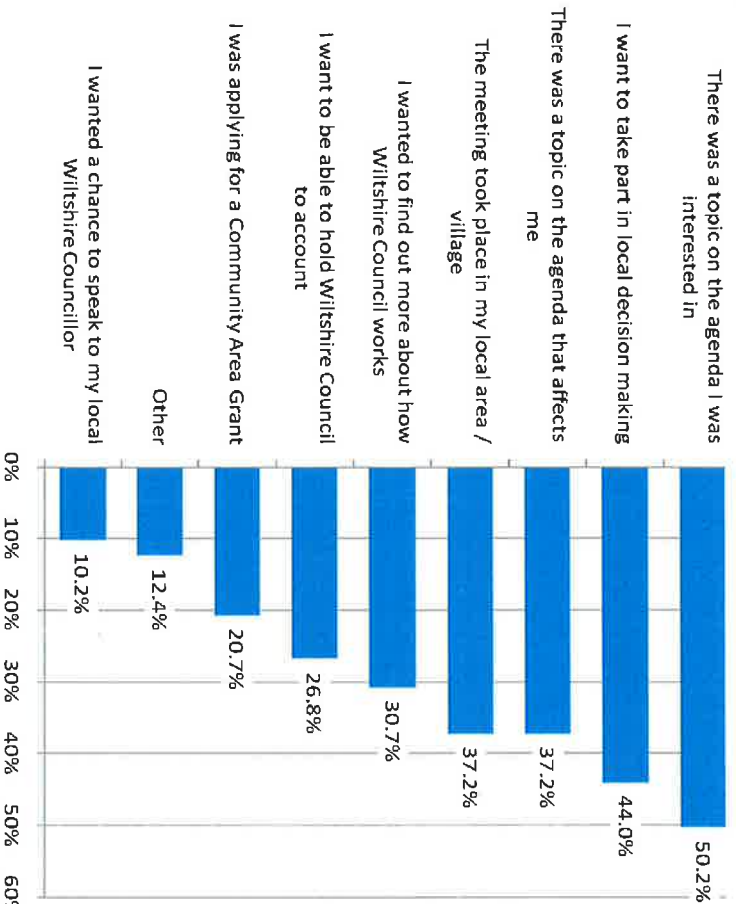
**Key**

%	No concerns
%	No serious concerns
%	Some concern
%	Serious concern

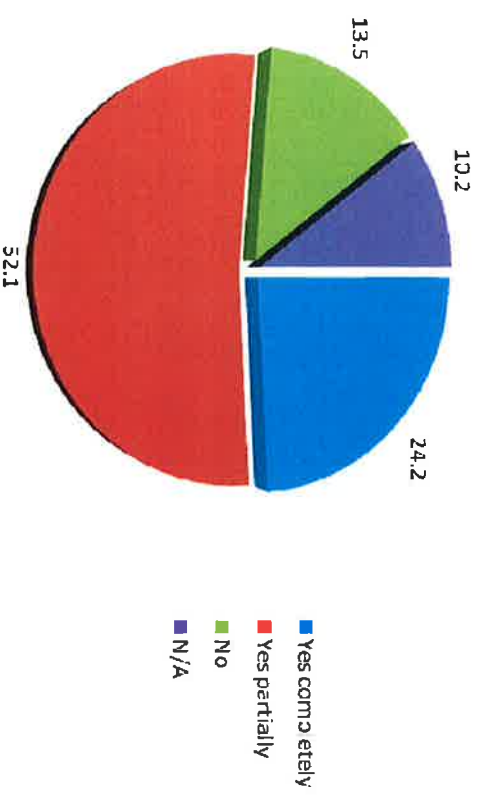
## Attendance at Area Board meetings

The survey in 2011 included a number of new questions regarding why people go to area board meetings, whether they got what they wanted out of attending the meeting and a number of measures that might encourage them to attend more often in future.

### Why attendees come to Area Board meetings: (Base 866)



### Did attending the Area Board meeting satisfy these reasons? (Base 875)



### What would make people attend more often?

